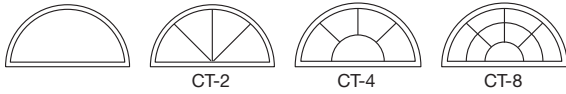


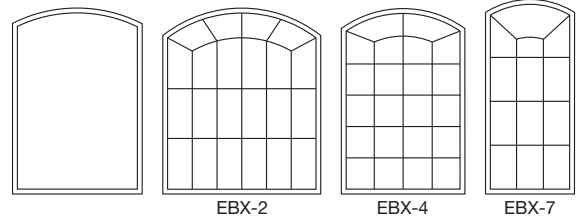


Standard Architectural Shapes with Selected Standard Grid Designs

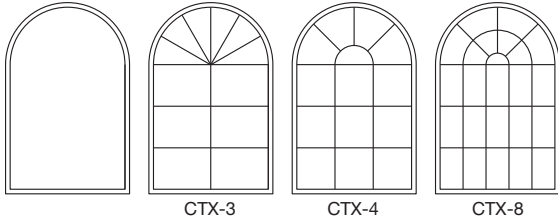
CT - Circle Top



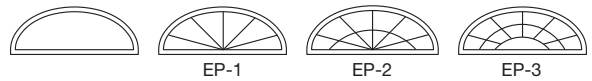
EBX - Eyebrow with Extended Legs



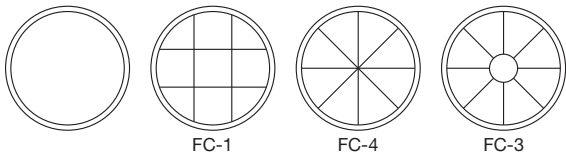
CTX - Circle Top with Extended Legs



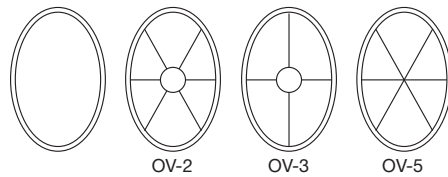
EP - Ellipse



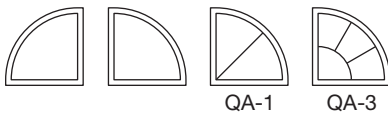
FC - Full Circle



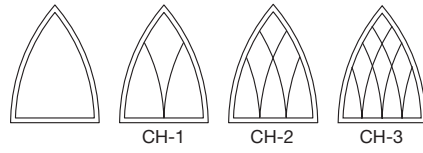
OV - Oval



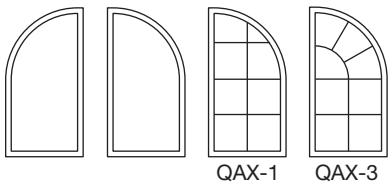
QAL or QAR - Quarter Arch (Left or Right)



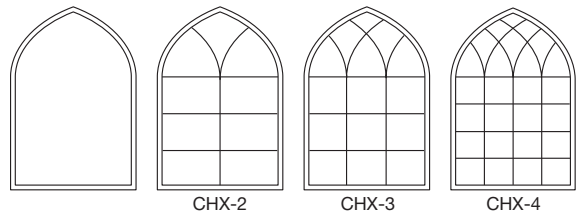
CH - Cathedral



QXL or QXR - Quarter Arch with Extended Legs (Left or Right)



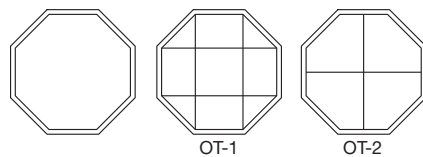
CHX - Cathedral with Extended Legs



EB - Eyebrow



OT - Octagon



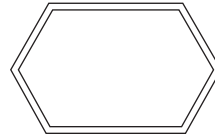


Standard Architectural Shapes

TZL or TZR - Trapezoid (Left or Right)



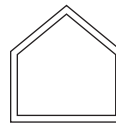
HXX - Hexagon with Extended Legs



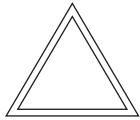
TRL or TRR - Triangle (Left or Right)



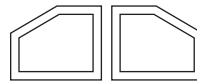
PT - Pentagon



TRE - Triangle Equilateral



PTL or PTR - Pentagon (Left or Right)



OTX - Octagon with Extended Legs



PTE - Pentagon Equilateral



HX - Hexagon



RT - Rectangle

